

# QUARTERLY MONITORING REPORT

**DIRECTORATE:** Children & Young People  
**SERVICE:** Specialist Services  
**PERIOD:** Quarter 4 to year-end 31<sup>st</sup> March 2009

## 1.0 INTRODUCTION

This quarterly monitoring report covers the Specialist Services Department fourth quarter period up to year-end 31 March 2009. It describes key developments and progress against all objectives and performance indicators for the service.

Given that there are a considerable number of year-end transactions still to take place a Financial Statement for the period has not been included within this report in order to avoid providing information that would be subject to further change and amendment. The final 2008/09 financial statements for the Department will be prepared and made available via the Council's Intranet once the Council's year-end accounts have been finalised. A notice will be provided within the Members' Weekly Bulletin as soon as they are available.

The way in which traffic light symbols have been used to reflect progress to date is explained in Appendix 7.

## 2.0 KEY DEVELOPMENTS

### 2.1 CHILDREN IN CARE

The inspection regime for regulated services (children's homes, adoption and fostering services) has been subject to some changes in approach after a national benchmarking exercise by Ofsted. Inspection visits are becoming more challenging as the expectations of Ofsted are raised and the focus develops. Reports on inspections are becoming shorter, with very clear statements on issues that must be rectified immediately and those, which should be addressed in the medium term as good practice.

One of the issues that is key to a successful inspection in a children's home, is evidence that the Regulation 33 visits which are undertaken by Councillors are robust, consistent and of a high quality. A briefing will be delivered to members of the Children and Young People PPB in June, with a view to recruiting more Councillors to undertake the visits and to address the content of each visit.

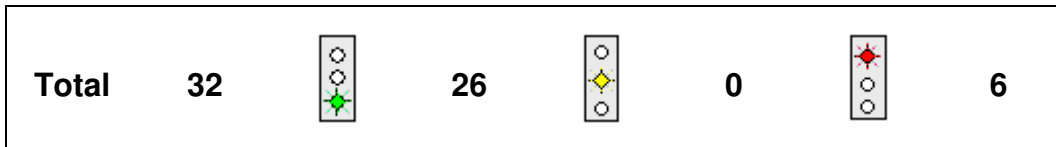
### 3.0 EMERGING ISSUES

#### 3.1 Children in Care

The number of children in care has risen over the quarter. Many of the children are very young children where there has been a family history of significant issues and where the action of bringing them into care has been planned and part of a Court process.

The continuing difficulties in recruiting a sufficient number of foster carers impacts on where these children are able to be placed and demand for placements continues to be greater than the local supply.

### 4.0 PROGRESS AGAINST OBJECTIVES / MILESTONES

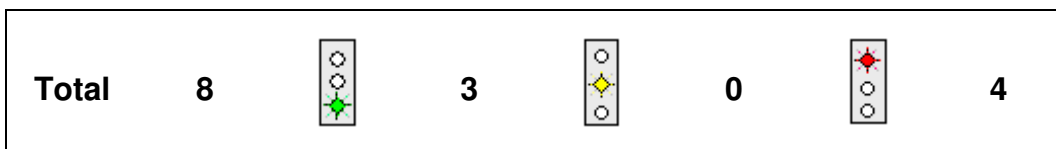


Most milestones (26) have been achieved this year, whilst 6 have not. For further details, please refer to Appendix 1.

### 5.0 SERVICE REVIEW

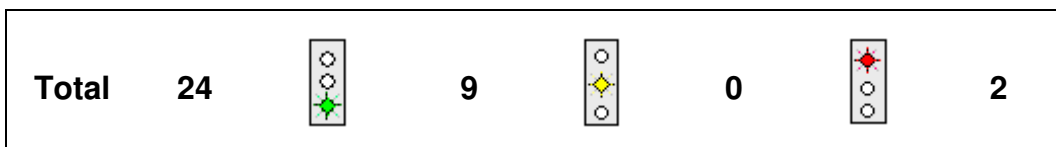
Nothing to report this quarter.

### 6.0 PROGRESS AGAINST KEY PERFORMANCE INDICATORS



3 “Key” indicators have met their targets and 4 have not. 1 indicator cannot be reported at this time. For further details, please refer to Appendix 2.

### 6.1 PROGRESS AGAINST OTHER PERFORMANCE INDICATORS



9 “Other” indicators have met their targets and 2 have not. 13 indicators cannot be reported at this time. For further details, please refer to Appendix 3.

## **7.0 PROGRESS AGAINST LPSA TARGETS**

For further details, please refer to Appendix 4.

## **8.0 RISK CONTROL MEASURES**

During the production of the 2008-09 Service Plan, the service was required to undertake a risk assessment of all Key Service Objectives.

Where a Key Service Objective has been assessed and found to have associated 'High' risk, progress against the application of risk treatment measures is monitored, and reported in the quarterly monitoring report in quarters 2 and 4.

For details please refer to Appendix 5

## **9.0 PROGRESS AGAINST HIGH PRIORITY EQUALITY ACTIONS**

During 2007/08 the service was required to undertake an Equality Impact Assessment. Progress against actions identified through that assessment, with associated High priority are reported in the quarterly monitoring report in quarters 2 and 4.








For details please refer to Appendix 6








## **10.0 DATA QUALITY**









The author provides assurance that the information contained within this report is accurate and valid and that every effort has been made to avoid the omission of data. Where data has been estimated, has been sourced directly from partner or other agencies, or where there are any concerns regarding the limitations of its use this has been clearly annotated.







## **11.0 APPENDICES**





Appendix 1- Progress against Objectives/ Milestones  
Appendix 2- Progress against Key Performance Indicators  
Appendix 3- Progress against Other Performance Indicators  
Appendix 4- Progress against LPSA Targets  
Appendix 5- Progress against Risk Treatment Measures  
Appendix 6 – Progress against High Priority Equality Actions  
Appendix 7 - Explanation of traffic light symbols

Service Plan Ref.	Objective	2008/09 Milestone	Progress to date	Commentary
SS 1	To improve outcomes for looked after children	Children in Care mini trust integrated into single Children's Trust, Mar 2009		The new Children's Trust arrangements are now in place
		All children in Care have an up to date PEP, Mar 2009		100% completion achieved
		All children in Care are offered a Health Assessment during the year and those that refuse are given alternative access to health services		System in place to ensure compliance
		All children in Care identified as at risk of offending during the year are referred to YOT		Referral process in place and all those identified as at risk have been referred
SS 2	To support children and young people to be mentally and emotionally healthy	Emotional Health & Mental Well Being mini trust integrated in single children's trust, Mar 2009		Completed in partnership with St Helen's
		Stop admission of under 18's to adult mental health wards (except in exceptional circumstances) through further development of transitional services, Mar 2009		There are concerns about the quality of tier 3 and 4 CAMHS provision in the Borough. These concerns are being jointly investigated with the PCT investigated
		Develop specialist CAMHS 24/7 cover, Mar 2009		There are concerns about the quality of tier 3 and 4 CAMHS provision in the Borough. These concerns are being jointly investigated with the PCT investigated

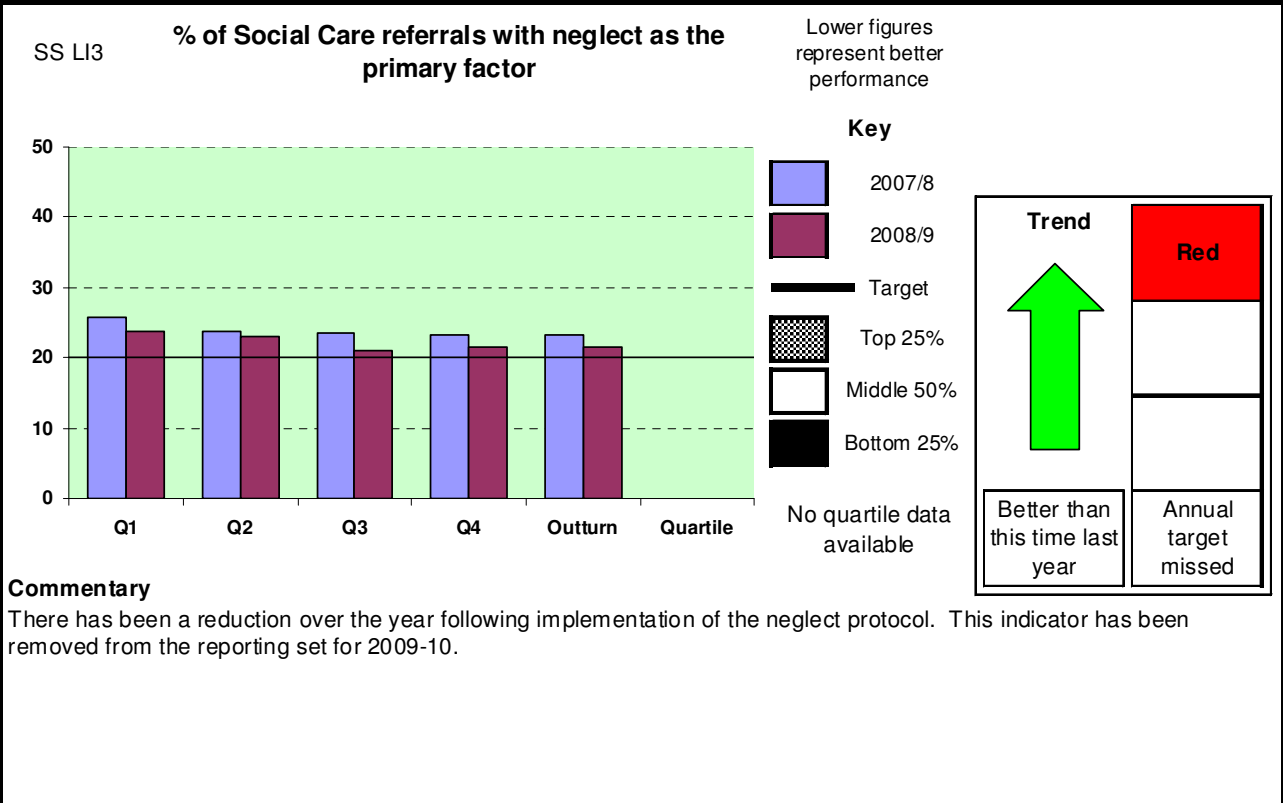
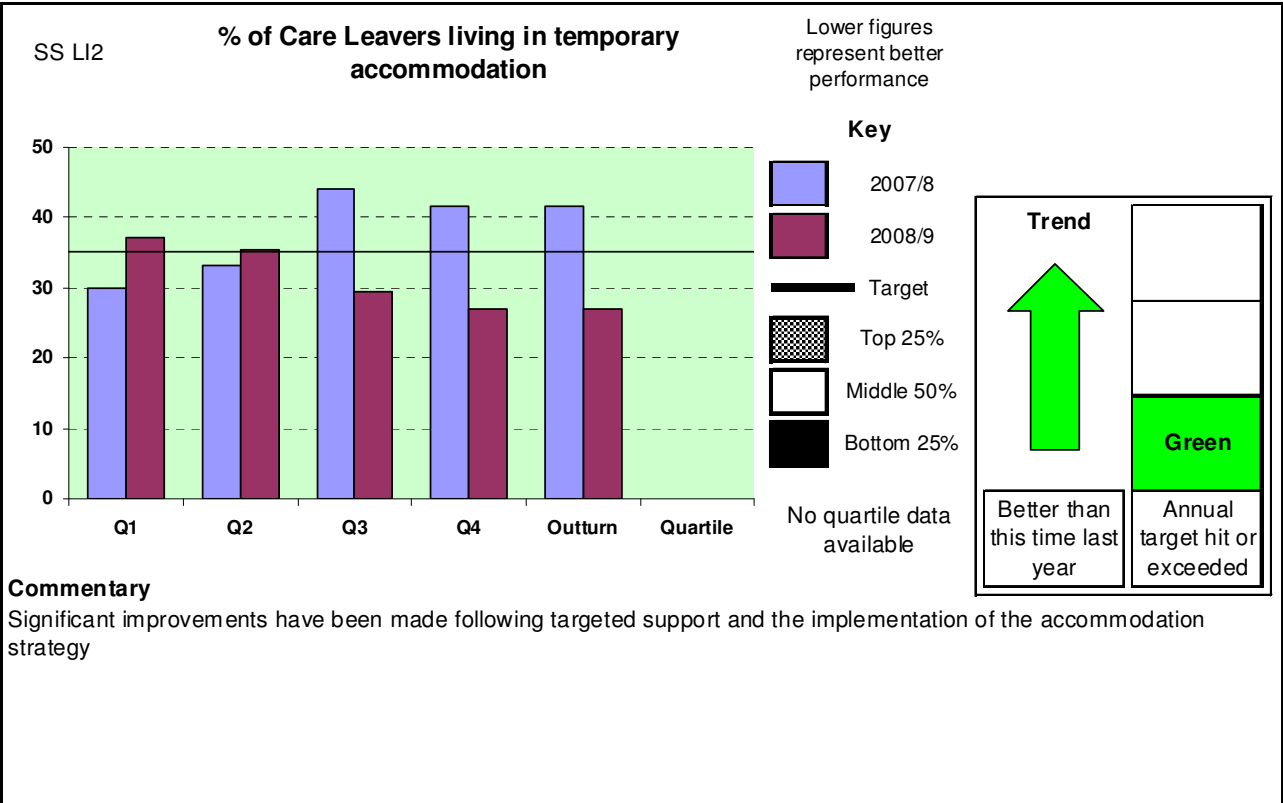
Service Plan Ref.	Objective	2008/09 Milestone	Progress to date	Commentary
		Actions identified within the Emotional Health and Wellbeing action plan completed within agreed timescales		All actions identified for 2009-10 have been completed
SS 3	To ensure the Council's Corporate Parenting responsibilities are exercised to maximise opportunities for Children in Care and Care Leavers	Complete corporate parenting actions identified in the Children in Care Strategy within agreed timescales		Actions identified for 2009-10 have been completed.
		Increase the number of work placements offered to Children in Care and Care Leavers by 10% against baseline, Mar 2009		10 apprenticeships to be developed for care leavers, however these are not in place yet
		Hold a Corporate Parenting conference to launch the new pledge and the Children in Care Council, Sep 2008		Successful conference held on 10 <sup>th</sup> October 2008
SS 4	To provide a range of targeted support services for vulnerable children	Preventative and Child in Need mini trusts integrated into single Children's Trust, Mar 2009		The new Children's Trust arrangements are now in place
		Review of the impact of the neglect protocol will be carried out with those families receiving support and whose children are not on the CPR, Mar 2009		Initial review undertaken and further work now in progress.
		Work commissioned from Lancaster University to look at the impact CAF has on service provision with the learning to influence practice and how services are organised, Mar 2009		This has been discontinued. The review of CAF is now to be done locally drawing on lessons form SCR, case auditing and data review.

Service Plan Ref.	Objective	2008/09 Milestone	Progress to date	Commentary
SS 5	To improve placement choice and quality of care for Children in Care	Implement the recommendations from the Fostering and Adoption inspections within agreed timescales		Recommendations have been implemented in full
		Introduce induction standards for all new Foster Carers, Mar 2009		Standards introduced and carers working towards achievement
		Target recruitment of baby adopters and adopters outside the borough to increase the number of adoptions during the year		Recruitment Strategy in place and work ongoing in order to meet demand.
		Provide a programme of training for carers to meet their identified needs during the year		Programme is in place
		Implement competency based assessments for carers, Mar 2009		Implemented
SS 6	To provide a range of support and accommodation services for young people over 16 yrs and for care leavers	Implement revised Accommodation Strategy, Sep 2008		Implemented
		Identify partnership opportunities for commissioning of semi-independent accommodation e.g. development of Supported Lodgings, Mar 2009		Arrangements identified and being developed
		Accommodation Support Worker to track all housing applications by Care Leavers during the year		Completed

Service Plan Ref.	Objective	2008/09 Milestone	Progress to date	Commentary
		Advocate for RSL's to increase options for care leavers via Housing Partnership Board, Mar 2009		Advocacy role has led to a decrease in the number of care leavers in temporary accommodation
SS 7	To increase awareness and engagement in Safeguarding	Develop a wider remit for the Safeguarding Board by performance monitoring key stay safe activities e.g. reduction in accidents in the home or admissions of children to A/E due to alcohol harm, Mar 2009		Completed. A performance framework is now in place and is being monitored by the HSCB
		Deliver a programme of training on the management of allegations against the adults who work with children, particularly to the third sector during the year		Programme is in place
		Provide safeguarding training to the same accredited standards as professionals for a further 20 parents, Mar 2009		Delayed due to recruitment difficulties for the safeguarding policy officer post following job evaluation
SS 8	To improve continuity of planning and services for Children with Disabilities	All young people with complex needs aged 14 and 17yrs will be offered a person centred plan as a priority, Mar 2009		All young people in this age group have been offered a plan.
		Review of Carer's Strategy, Mar 2009		There has been some slight slippage in the timescales and now due to be completed in Mid May

Service Plan Ref.	Objective	2008/09 Milestone	Progress to date	Commentary
		Full implementation of Aim Higher for Disabled Children, Sep 2008		Expansion of the programme nationally now means implementation will be phased over a longer period until 2011. Action plan is on target.
SS 9	To improve choice and level of short break provision	Baseline information established on range and volume of short break provision, Sep 2008		Completed
		Needs analysis undertaken, Mar 2009		Completed
		Implementation of Pathfinder pilot for Short Break Provision, Sep 2008		Completed

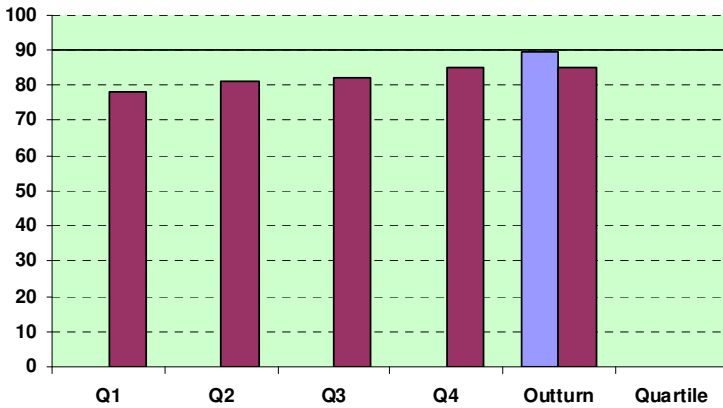




NI 59

**Initial assessments for children's social care carried out within 7 working days of referral DCSF DSO**

Higher figures represent better performance



**Key**

- 2007/8
- 2008/9
- Target
- Top 25%
- Middle 50%
- Bottom 25%

No quartile data available

**Trend**

Worse than this time last year	Red
Annual target missed	

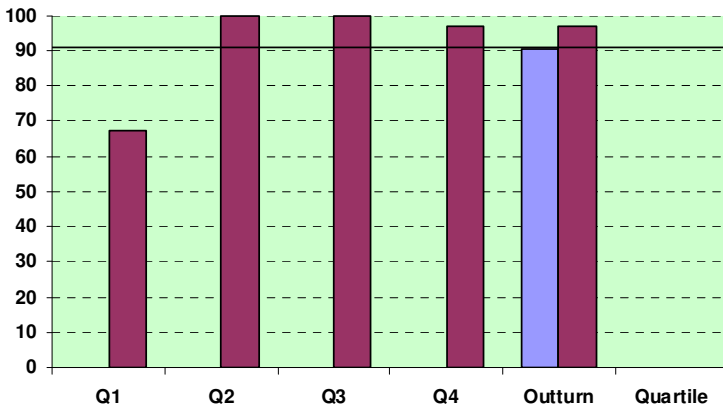
**Commentary**

Data is currently provisional pending validation. At present shows a reduction which may be linked to capacity issues due to increasing referral rates.

NI 60

**Core assessments for children's social care that were carried out within 35 working days of their commencement DCSF DSO**

Higher figures represent better performance



**Key**

- 2007/8
- 2008/9
- Target
- Top 25%
- Middle 50%
- Bottom 25%

No quartile data available

**Trend**

Better than this time last year	
	Green
Annual target hit or exceeded	

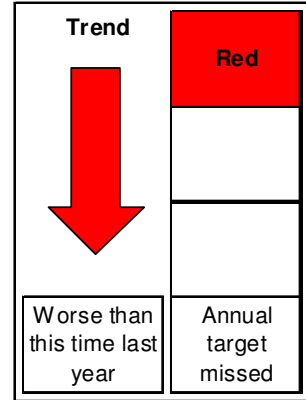
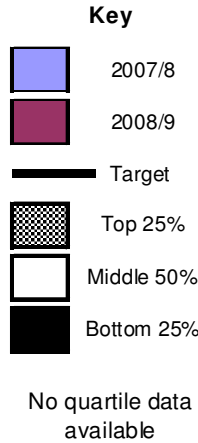
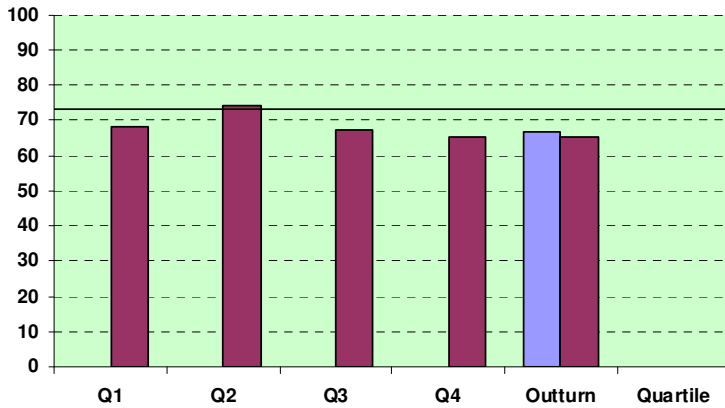
**Commentary**

Data is currently provisional pending validation.

NI 63

### Stability of placements of looked after children: length of placement

Higher figures represent better performance



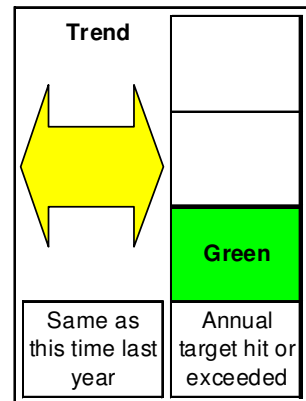
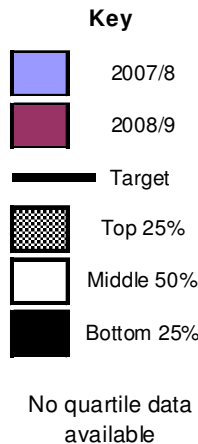
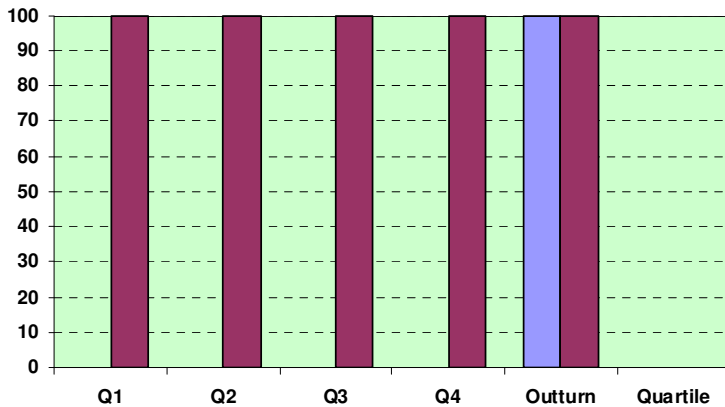
**Commentary**

There has been a slight reduction over the year and the challenging target has not been met. A combination of factors has led to the breakdown of some long term placements and an audit of these cases has been completed to inform future planning.

NI 67

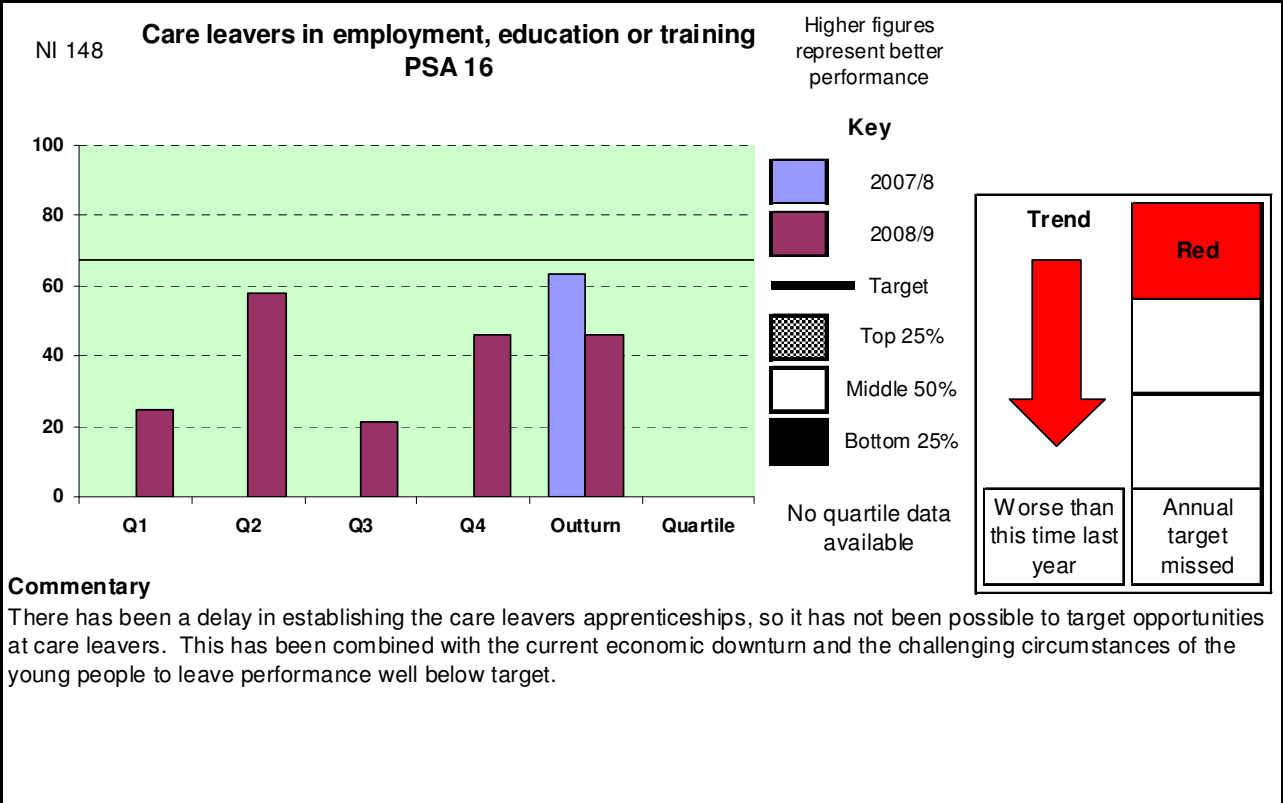
### Child protection cases which were reviewed within required timescales DCSF DSO

Higher figures represent better performance



**Commentary**



All reviews held within timescales.











**NI 111**, First time entrants to the Youth Justice System, aged 10 – 17. Cannot be reported as data is not yet available.

Ref <sup>1</sup>	Description	Actual 2007/8	Target 08/09	Quarter 4	Progress	Commentary
<b>Fair Access</b>						
SS LI1	% of LAC achieving at or above the level forecast using FFT data	N/A	N/A	KS1-100% KS2-75% KS3-44% KS4-100%	Refer to Comment	Currently, we can only report in terms of end of Key Stage (KS) cohorts in line with Fischer Family Trust (FFT) predictions. However, we are working closely with schools to be able to obtain more accurate within KS progress data, so should hopefully be able to provide a more robust picture in future. An additional complication is that we only have access to FFT predictions for our children in care placed within Halton Schools. For end of KS cohorts (Halton Schools only) the results are as follows: <u>KS1</u> - 100% achieved in line with FFT predictions. <u>KS2</u> - 75% achieved in line with FFT predictions – one boy received an MLD statement and was disapplied from the SATs. <u>KS3</u> - 44% achieved in line with FFT predictions – 4 young people did not achieve their predicted level in English; 2 did not achieve their predicted level in Maths and 2 in Science. <u>KS4</u> - 100% achieved in line with FFT predictions


<sup>1</sup> Key Indicators are identified by an **underlined reference in bold type.**


Ref <sup>1</sup>	Description	Actual 2007/8	Target 08/09	Quarter 4	Progress	Commentary
SS LI6	% of Children assessed with complex needs accessing mainstream education	N/A	N/A	N/A	N/A	This is a new indicator for the current year, and no target was set. Data systems are under development to allow reporting on this indicator, although it is likely it will be reviewed as an indicator.
<b>Quality</b>						
SS LI5	% of Children participating in person centred transition reviews to enable them to influence their own outcomes	N/A	N/A	100%		All children participated in their transition reviews. (Although a target wasn't set at the start of the year, maximum performance has been achieved, therefore as green traffic light is assigned).
<b>Service Delivery</b>						
NI43	Young people convicted and sentenced to custody	N/A	N/A	Refer to Comment	N/A	New National Indicator data not currently available
NI44	Ethnicity of offenders on Youth Justice disposals	N/A	N/A	Refer to Comment	N/A	New National Indicator data not currently available
NI45	Young offenders engaged in suitable education, employment and training	N/A	N/A	Refer to Comment	N/A	New National Indicator data not currently available
NI46	Young offenders access to suitable accommodation	N/A	N/A	Refer to Comment	N/A	New National Indicator data not currently available
NI50	Emotional Health of Children	N/A	N/A	70.2		This is a new national indicator with the benchmark set using the Tellus 3 Survey. Halton performance was the 2 <sup>nd</sup> highest nationally.



Ref <sup>1</sup>	Description	Actual 2007/8	Target 08/09	Quarter 4	Progress	Commentary
NI51	Effectiveness of CAMHS services	12	13	N/A	N/A	Awaiting data
NI54	Services for Disabled Children	N/A	N/A	Refer to Comment	N/A	New National Indicator data not currently available
NI58	Emotional and Behavioural Health of Children in Care	N/A	N/A	Refer to Comment	N/A	New National Indicator data not currently available
NI61	Stability of CiC adopted following agency decision to place for adoption	N/A	N/A	N/A	N/A	New National Indicator data not currently available
NI62	Stability of placements of CiC: number of moves	8.7%	8.5%	6%		Data is currently provisional pending validation. At present shows a further improvement.
NI64	Child Protection plans lasting 2 or more years	3.2%	3%	0%		No children have had a CP Plan for more than 2 years which would indicate robust planning systems
NI65	Children subject to a CP Plan for a second or subsequent time	7.1%	10%	3%		There has been a further reduction which may be due to an increase in care proceedings.
NI66	Children in Care cases reviewed within timescales	100%	100%	100%		All reviews held within timescales
<b>NI67</b>	Child Protection cases reviewed within timescales	100%	100%	100%		All reviews held within timescales
NI68	Referrals to children's social care going on to initial assessment	95%	95%	90.9%		This data is currently provisional depending on the results of validation checking and CPR3 Return




Ref <sup>1</sup>	Description	Actual 2007/8	Target 08/09	Quarter 4	Progress	Commentary
NI70	Hospital admissions caused by unintentional and deliberate injuries to children	575	N/A	Refer to Comment	N/A	This information is reported to Dept Health via a data warehouse and 2008/09 Data will not be available until May 2009 at the earliest results published at <a href="http://www.hesonline.nhs.uk">www.hesonline.nhs.uk</a>
NI71	Children who have run away from home/care overnight	N/A	N/A	N/A	N/A	New National Indicator data not currently available
NI 99	Looked after children reaching L4 in KS2 English	100% (6 out of 6)	50%	50%		There were only 4 children in the KS2 cohort, 2 girls and 2 boys. Both girls achieved L4 in English (50%) and this was in line with expectations. However, one of the boys did not take his SATs as he has an MLD statement and was disapplied. The remaining boy achieved L3, and this was in line with his 2 level progression
NI 100	Looked after children reaching L4 in KS2 Maths	83% (5 out of 6)	50%	25%		There were only 4 children in the KS2 cohort, 2 girls and 2 boys. Only one girl achieved L4 in Maths (25%). One of the boys did not take his SATs as he has an MLD statement and was disapplied. The remaining boy achieved L3, and this was in line with his 2 level progression. However, the remaining girl did not achieve her 2 level progression nor Level 4. During the last academic year an educational psychology assessment did identify that she has difficulty within the mathematical area of leaning, additional support has now been put in place to assist her with this and with her transition to





Ref <sup>1</sup>	Description	Actual 2007/8	Target 08/09	Quarter 4	Progress	Commentary
						secondary school.
NI101	Children in Care achieving at least 5 A*-C GCSE	8.3%	9%	18%		There were 17 young people in the cohort, 9 boys and 8 girls. Of this group 8 young people had a statement of SEN, with a further 3 being at School Action level and 2 being at School Action Plus level on the SEN Code of Practice. 18% of the cohort achieved at least 5 A* - C GCSEs including English and Maths. This was broadly in line with expectations for the cohort and 2 young people achieved higher results than expected.
NI147	Care leavers in suitable accommodation	78.6%	80%	N/A	N/A	New national indicator data not due for validation until July 09

LPSA Ref.	Indicator	Baseline	Target	Perform 07/08	Perform 08/09 Q4	Traffic light	Commentary
11	<p><b>Improved opportunities and levels of participation in education, training and employment by children in the care of Halton Council.</b></p> <p>1. The percentage school attendance of children who have been looked after for at least 12 months</p>	89.6% May 05	92.6% May 08	92.4%	92.6%		A further increase in performance reached the LPSA Stretch Target. Performance has been audited and signed off.

Key Objective (Service Plan Ref. Only)	Risk Control Measures	Progress	Commentary
SS1	Children in Care Strategy and action plan have been developed in response to the Care Matters consultation. Children in Care Council established with clear links to the accountable roles of Director of Children's Services and Lead Member.		Implementation of the strategy is progressing well and will be supported by the development of a Placement Strategy focusing on develop quality provision in Halton. Children in Care Council has been established and is working well.
SS6	Accommodation Strategy revised and due for implementation. Links being established to housing providers and advocacy provided on behalf of Care Leavers to secure appropriate accommodation. Accommodation Support Worker based with the Young People's team to support care leavers during transition to independent living.		Accommodation for Care Leavers is still a major issue, however progress has been made in reducing the % of care leavers living in temporary accommodation.

HIGH Priority Actions	Target (Resp. Officer)	Progress (Traffic lights)*	Commentary
Ensure staff participate in a programme of Equality and Diversity training	March 2009 OD and all DM's		A programme of training has been running for more than 2 years and staff are identified for courses via the EDR process. E&D training is also included in the induction standards for new staff.
Participate in programme of Equality Impact assessments on all Strategy, Policy, and Service Areas	March 2009 OD and all DM's		There have been some gaps identified in completion of EIA's. The Children's Trust Equalities group is currently developing mechanisms to ensure completion and improve quality and impact of assessments.
Embed a system of stakeholder engagement, participation and consultation in all aspects of Service Delivery	March 2009 OD and all DM's		Stakeholder engagement and participation is being developed across all service areas however further development is still required. This will implemented during 2009-10.

The traffic light symbols are used in the following manner:

	<u>Objective</u>	<u>Performance Indicator</u>
<b><u>Green</u></b>	 <p>Indicates that the <u>objective</u> <u>has been achieved</u> within the appropriate timeframe.</p>	<p>Indicates that the annual 08/09 target <u>has been achieved</u> or exceeded.</p>
<b><u>Red</u></b>	 <p>Indicates that that the <u>objective</u> <u>has not been achieved</u> within the appropriate timeframe.</p>	<p>Indicates that the annual 08/09 target <u>has not been achieved.</u></p>